



Do you work in the Koloa Town-Po'ipu area? We want to hear from you! Please fill out the brief survey below about your work commute. Your responses will provide a greater understanding of commuting-related transportation issues and possible solutions. Please be honest in completing the survey - your responses will be kept completely anonymous. Mahalo!

1. How did you get to work today?

- Drove Alone
- Carpooled
- Rode the Bus
- Biked
- Walked

2. About how far is your home from work?

- Less than a mile
- 1-5 miles
- 6-10 miles
- 11-15 miles
- 16-20 miles
- More than 20 miles

3. What time did you leave for work today? \_\_\_\_\_

4. Did you come straight to work today?

- Yes
- No

5. Yesterday, or the last day you worked, how many stops did you make on your way home?

- No stops
- 1 stop
- 2 stops
- 3 stops
- 4-5 stops
- More than 5 stops

6. About what time do you usually arrive at work? \_\_\_\_\_

7. About what time do you usually leave work? \_\_\_\_\_



8. During a typical week, how many days do you commute to work in each of the ways listed below? The total cannot equal more than seven (7) days for all categories.

Drive Alone	
Carpool	
Bus	
Bike	
Walk	

9. Do you ever ride the bus to work?

- Yes
- No

10. Generally, who pays for parking where you work?

- Free parking from employer
- Employees pay for their own parking
- Free parking off-site (e.g. on-street, city lot)

11. Is a car available to you for commuting?

- Yes
- No

12. Is a bicycle available to you for commuting?

- Yes
- No

13. Do you have internet access at home?

- Yes
- No

14. What is your home zip code? \_\_\_\_\_

15. What is the nearest major landmark or intersection to your home?

# Employee Survey Results

- Almost 700 responses received
- Emphasis on resort employees, all employees eligible
- Purpose: understand employee commuting characteristics
- Assess potential for ridesharing, shuttles, and similar strategies



Employee Survey - v. 1.0

Do you work in the Koloa Town-Po'ipu area? We want to hear from you! Please fill out the brief survey below about your work commute. Your responses will provide a greater understanding of work and commuting-related transportation issues and possible solutions. Please be honest in completing the survey - your responses will not be used to identify you or for any other purpose beyond this project. This survey is limited to one submission per person. Mahalo!

**\*How did you get to work today?**  
Choose one of the following:

Please choose.. ▾

**\*About how far is your home from work?**  
Choose one of the following:

Please choose.. ▾

**\*What time did you leave for work today?**  
Choose one of the following:

Please choose.. ▾

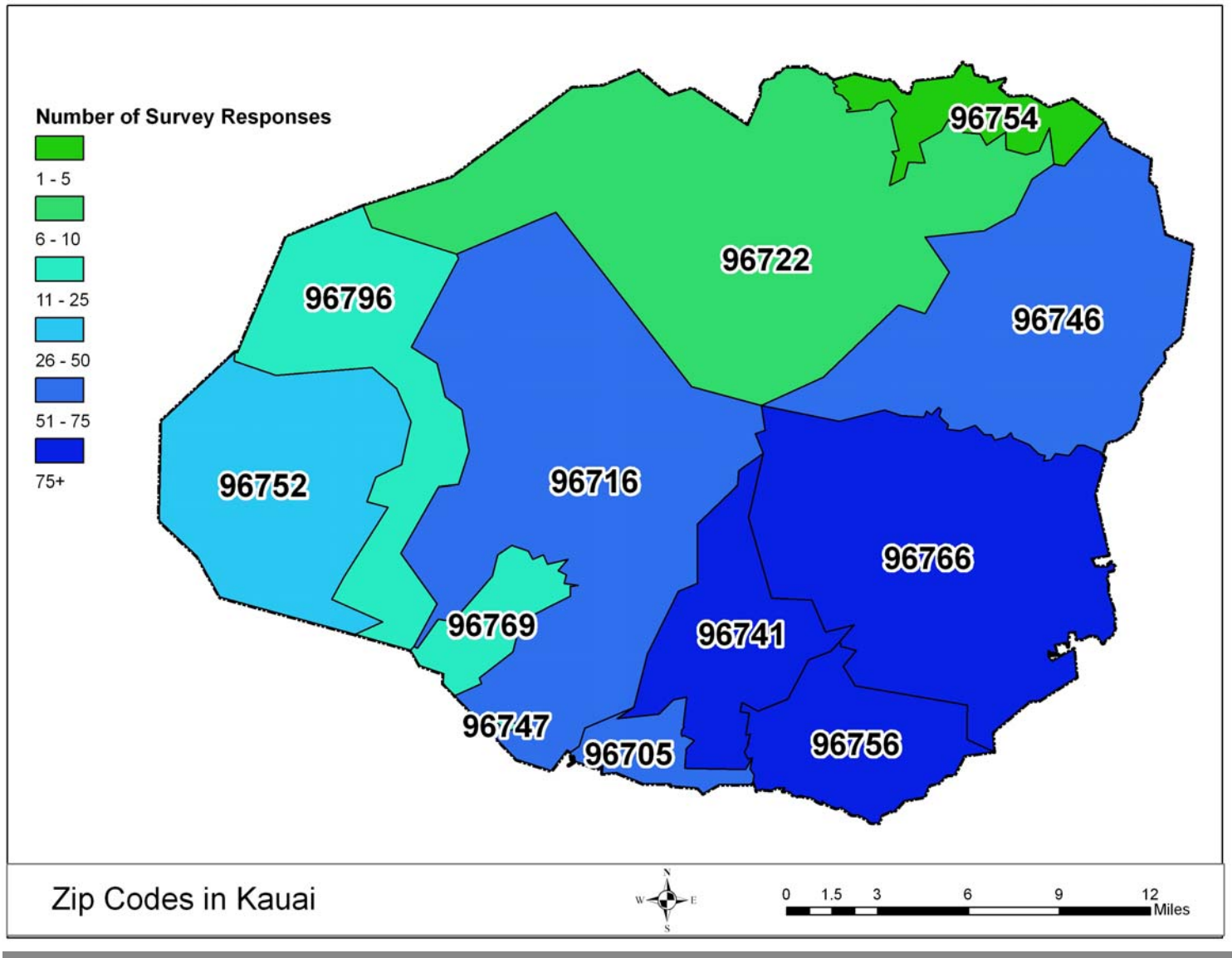
**\*Did you come straight to work today?**

Yes  
 No

**\*Yesterday, or the last day you worked, how many stops did you make on your way home?**  
Choose one of the following:

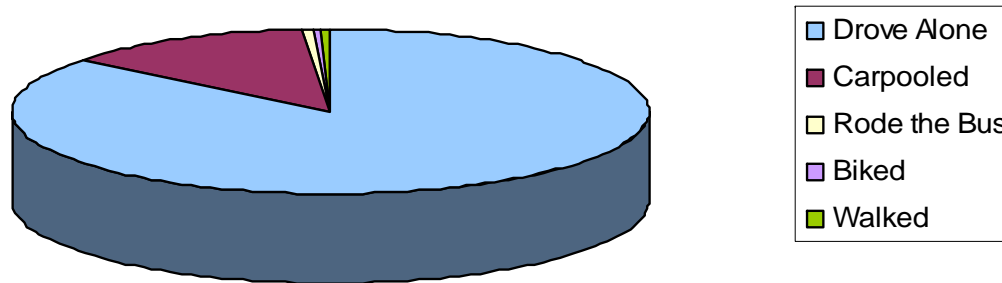
Please choose.. ▾

# Employee Survey Results - Responses



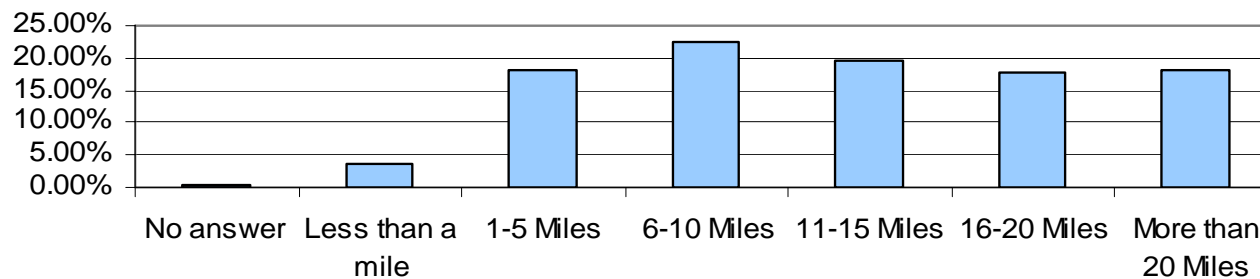
# Employee Survey Results – Work Trip

How did you get to work today?



- 86% drove alone
- 13% carpooled
- 1% rode the bus
- <1% biked or walked

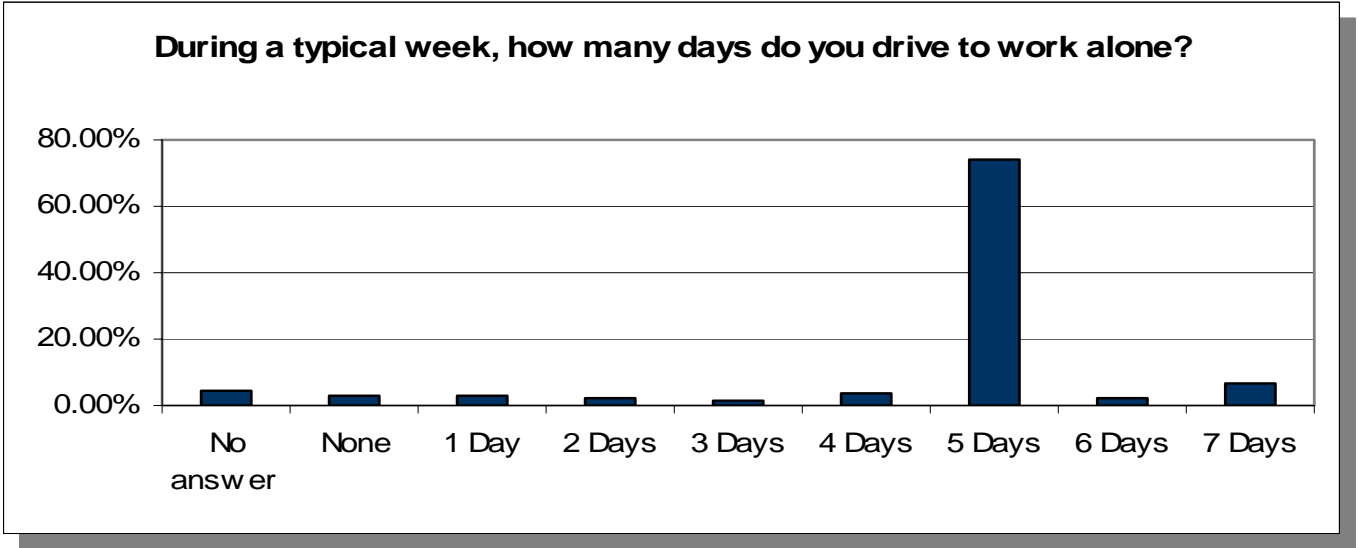
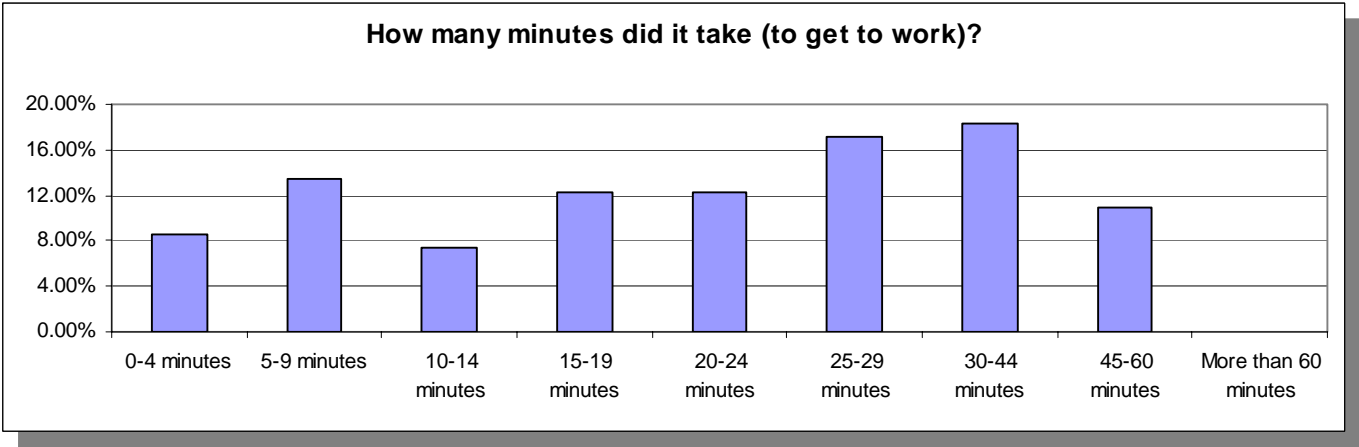
About how far is your home from work?



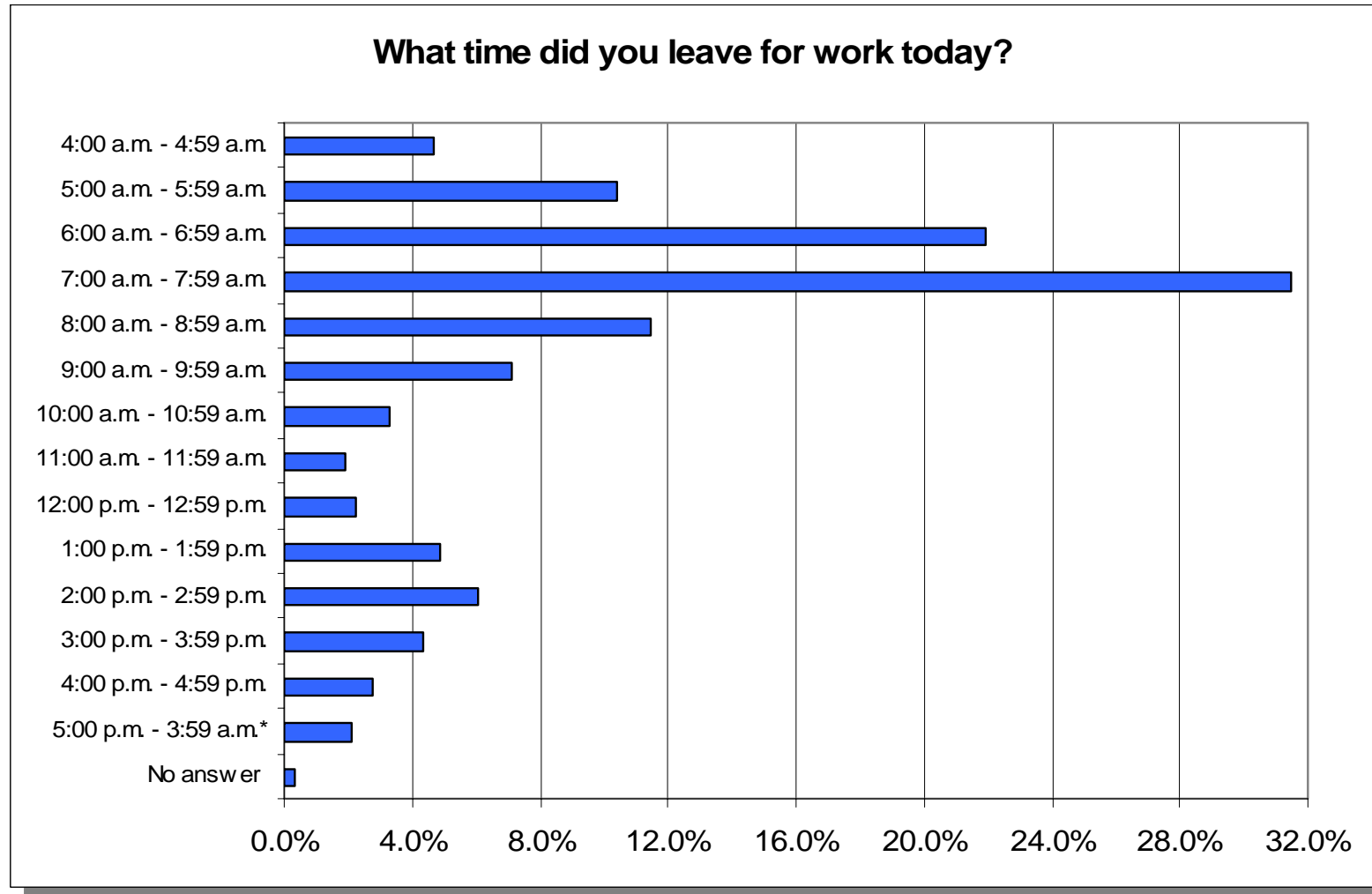
- 4% < 1 mile\*
- 18% 1-5 miles\*
- 23% 6-10 miles
- 19% 11-15 miles
- 18% 16-20 miles
- 18% 20+ miles

Almost 22% of trips were under 5 miles, a walkable distance (for trips under 1 mile) or bikeable distance (for 1-5 mile trips) given supportive infrastructure.

# Employee Survey Results – Work Trip



# Employee Survey – Departure Time



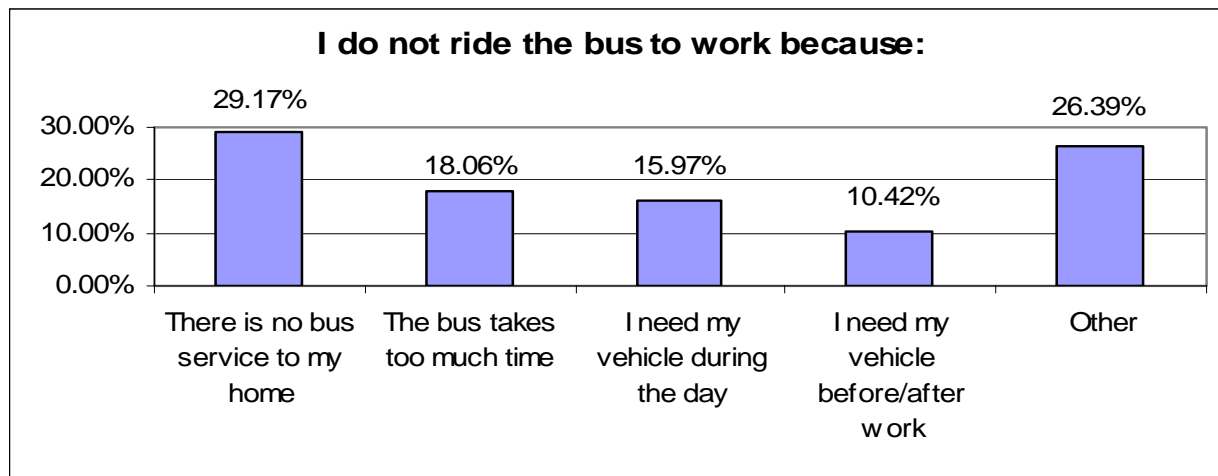
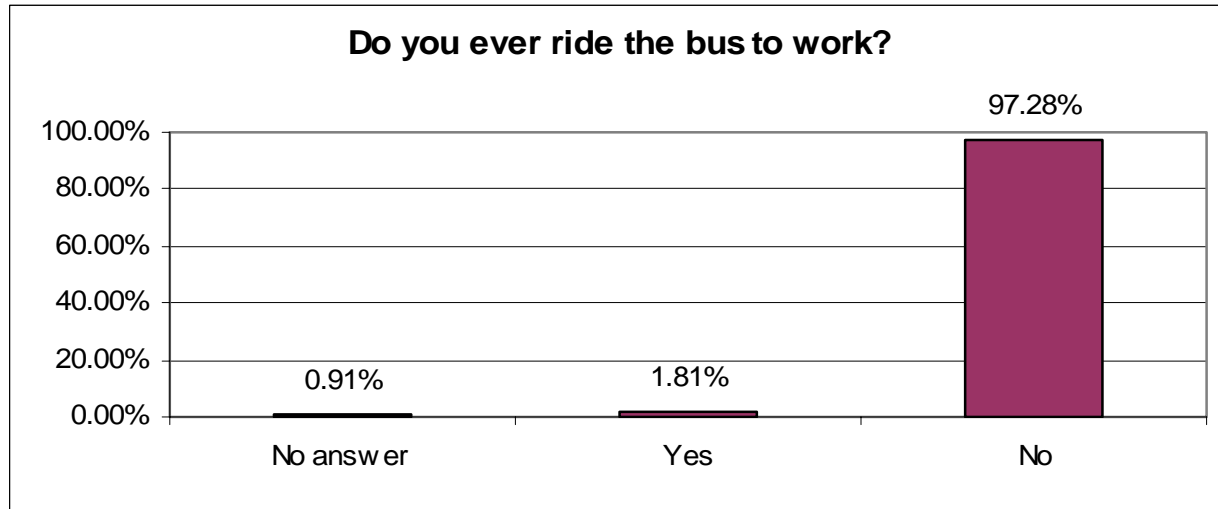
Clustered travel between 5:00 a.m. and 9:00 a.m. (over 65% of all trips, with 27% in the 7:00 hour) – implications for shuttles and carpooling.

# Employee Survey – Trip Chaining

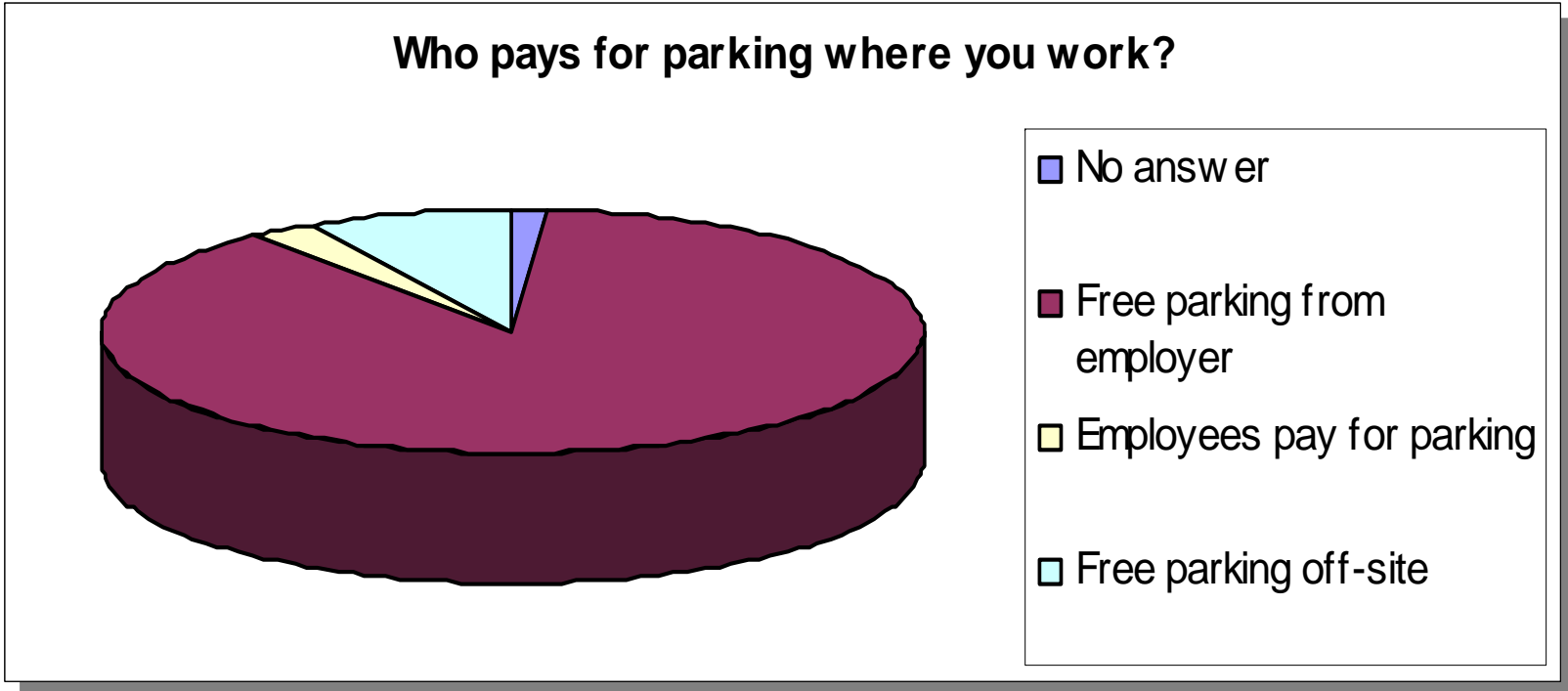


Over 84% of employees polled came straight to work, and 50% went straight home – implications for transit viability.

# Employee Survey – Transit



# Employee Survey – Parking

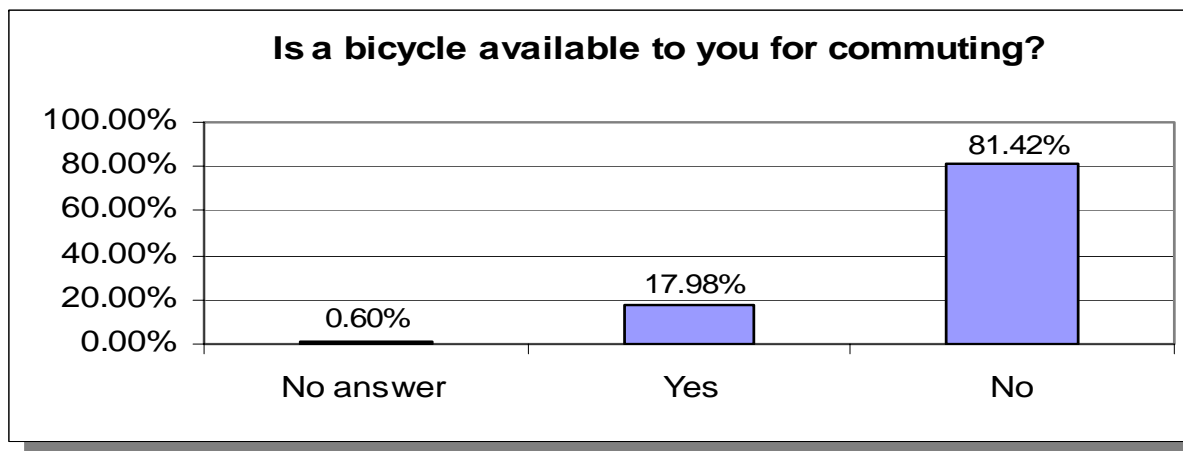
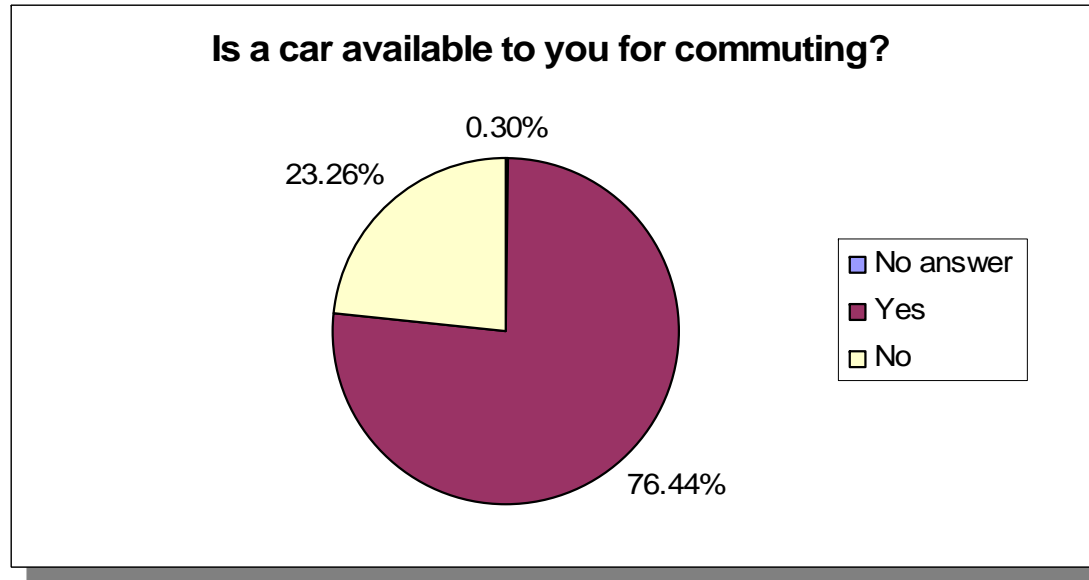


88% – free parking from employer

8% – free off-site parking

3% – employees pay for parking

# Employee Survey – Commuting Choices



# Employee Survey – Home Trip

